


Washing our Hands!

Keeping our hands clean is very important as it helps to keep us healthy. Germs and viruses get killed by soap, so we must remember to wash our hands throughout the day.

We should wash our hands:



Before eating



Before, after and whilst cooking



After touching rubbish



After touching animals



After sneezing, coughing or blowing your nose



After using the bathroom

How to Wash Your Hands

Do you know how to wash your hands? Look carefully at the pictures and then cut and stick them in the correct order.

--	--	--	--	--



Can you tell a friend
all about how we wash
our hands?



Wash away the soap bubbles.



twinkl.com

Put soap on your hands.



twinkl.com

Rinse your hands with water.



twinkl.com

Dry your hands.



twinkl.com

Rub your hands together.



twinkl.com

Writing Task:

Write a set of instructions for washing your hands. You can use the sheets provided, or use your own paper at home. You may even wish to create a poster and display it in your kitchen or bathroom at home!

Washing Your Hands Writing Activity

Write a sentence about each of the pictures to create instructions for how to wash your hands. Use the boxes at the top to help you.

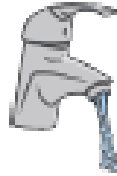
soap




water



tap



hands



sound it out



finger spaces



full stop

